

NATIVE HAWAIIAN ELECTORATE

Areas of Demography

Population

Housing

Income

Employment

Education

Health

POPULATION: Native Hawaiian Electorate

7 in 10

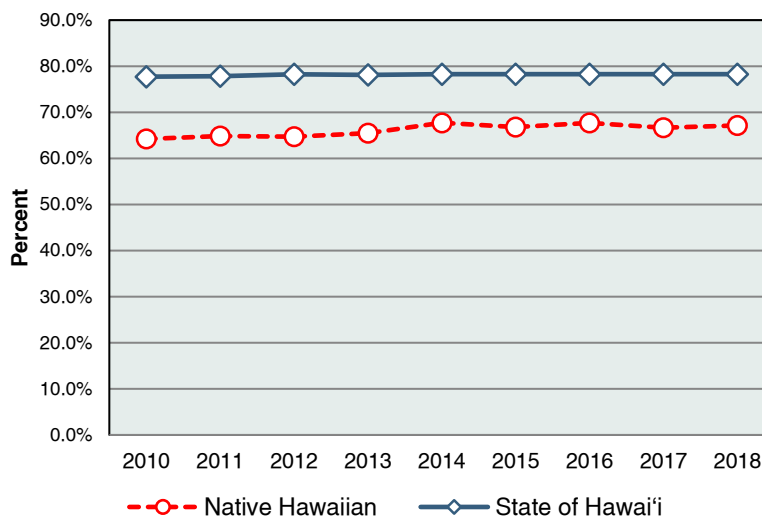
Native Hawaiians were 18 years and over, in 2018

(211,924 Native Hawaiians)

6.9%

Native Hawaiians 18 years and over were civilian veterans, in 2018

Population 18 Years and Over in Hawai'i: 2010-2018



ABOUT THE DATA

Source: American Community Survey (ACS) is an ongoing statistical survey conducted by the US Census Bureau. It regularly gathers information previously contained only in the long form of the decennial census, thus filling a vital data gap. The data collected is based on a random sample and is subject to sampling variability.

Note: The concept of race as used by the Census Bureau reflects self-identification; it does not denote any clear-cut scientific definition of biological stock. The data for race represent self-identification by people according to the race which they most closely identify.

HOUSING: Homelessness

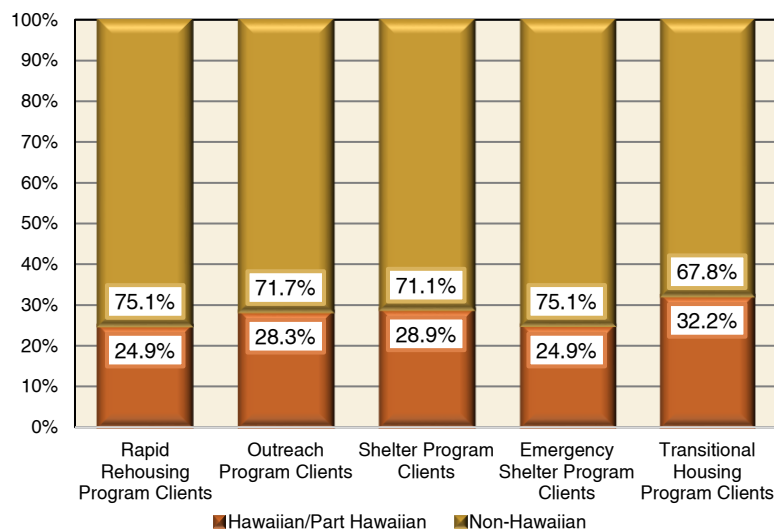
3 in 10

Native Hawaiian seeking homeless services, in 2016

14.0%

Native Hawaiian veterans seeking homeless services, in 2016

Native Hawaiian Participation by Homelessness Program in Hawai'i: 2016



ABOUT THE DATA

Source: University of Hawai'i at Mānoa. Center on the Family. Homeless Service Utilization Report Statistical Supplement.

Note: Unduplicated counts of individuals who experienced homelessness and received one or more types of homeless services from the shelter in the 2016 fiscal year.

INCOME: Poverty

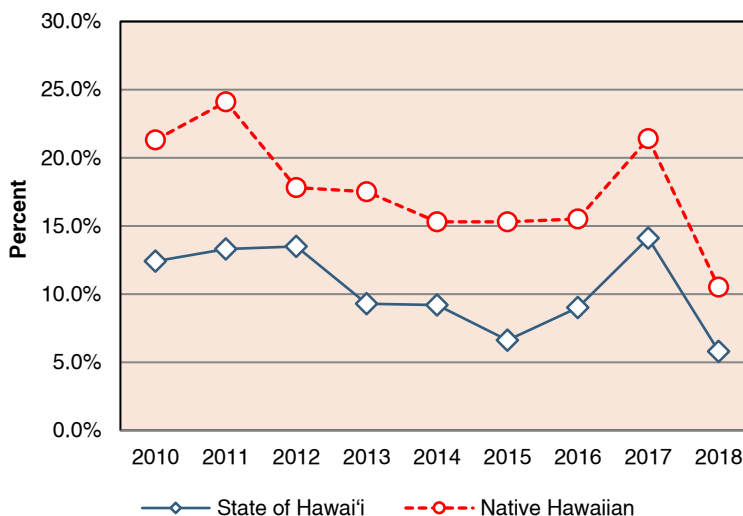
25.9%

Children under 5 years in poverty lived in a family with a female head of household, in 2018

11.0%

Native Hawaiian adults (18-64) lived in poverty, in 2018

Poverty Rates for Families with Related Children Under 5 Years in Hawai'i: 2010-2018



ABOUT THE DATA

Source: American Community Survey (ACS) is an ongoing statistical survey conducted by the US Census Bureau. It regularly gathers information previously contained only in the long form of the decennial census, thus filling a vital data gap. The data collected is based on a random sample and is subject to sampling variability.

Notes: The poverty status of families and unrelated individuals was determined using 48 thresholds arranged in a two dimensional matrix. The matrix consists of family size cross-classified by presence and number of family members under 18 years old.

EMPLOYMENT: Unemployment

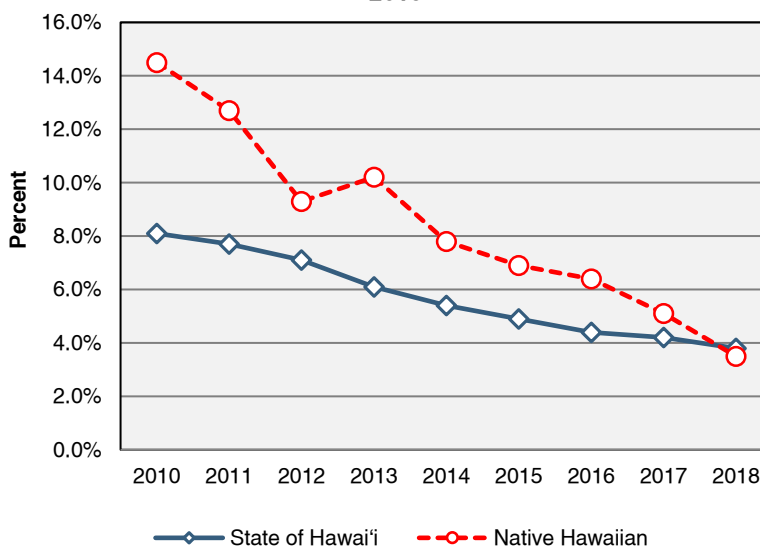
3.5%

Native Hawaiians in the civilian labor force was unemployed, in 2018

11.0%

Decrease in Native Hawaiians unemployed in the civilian labor force, 2010-2018

Percent of Civilian Labor Force Unemployed: 2010-2018



ABOUT THE DATA

Source: American Community Survey (ACS) is an ongoing statistical survey conducted by the US Census Bureau. It regularly gathers information previously contained only in the long form of the decennial census, thus filling a vital data gap. The data collected is based on a random sample and is subject to sampling variability.

Notes: All civilians 16 years old and over are classified as unemployed if they were (1) neither "at work" nor "with a job but not at work" during the reference week, (2) actively looking for work during the last 4 weeks, and (3) available to accept a job.

Demography, Office of Hawaiian Affairs

Email: demography@oha.org

For additional information see the Native Hawaiian Data Book at:

www.ohadatabook.com

For additional research reports see:

www.oha.org/research

DEM-Rpt 01 (12/19)